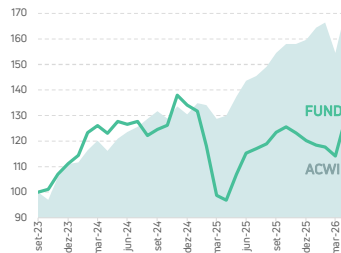


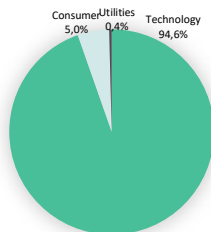
## INVESTMENT STRATEGY

Nest Adjust Global fund Ltd. aims to provide return in excess of MSCI World Index in the long term. The fund follows a strategy focused on global equities. The primary investment objective of the Fund is to achieve long-term capital appreciation through a strategy that combines thematic investing to identify and capturing structural trends plus a top-down sector approach with an in-depth analysis of companies around the world. The Fund's investments will be focused on a global basis in a broad range of securities and financial instruments, including but not limited to, stocks, ETFs, bonds, currencies, commodities, futures, swaps, options and other derivative instruments.



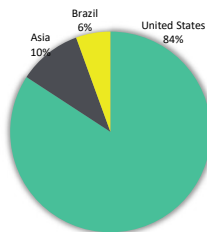
## SECTOR BREAKDOWN

Sector	Exposure	Contribution
Technology	94,65%	9,45%
Consumer	4,96%	0,51%
Utilities	0,39%	0,27%
Others	0,00%	-0,64%



## REGIONAL BREAKDOWN

Region	Exposure
United States	84,19%
Asia	10,24%
Brazil	5,57%



## PERFORMANCE

	FUND	MSCI AC <sup>1</sup>
Month	12,19%	10,17%
12M	32,08%	31,00%
YTD	6,56%	6,65%
Since Incep	28,02%	70,20%

## STATISTICS

	FUND	MSCI AC <sup>1</sup>
Annualized Volatility	24,71%	12,21%
Largest Drawdown	-29,72%	-16,07%
Positive Months	19	24
Negative Months	13	8
Average Net Exposure	70,02%	

## EXPOSURE

	Exposure
Long	13,99%
Short	-1,37%
Net	12,62%
Gross	15,36%

## TOP 5 POSITIONS

	Exposure
Nvidia (NVDA)	2,02%
Microsoft Corp (MSFT)	1,49%
Taiwan Semiconductor (TSM)	1,12%
COHR (COHR)	0,88%
MAGS (MAGS)	0,85%
<b>TOP 5 Total</b>	<b>6,36%</b>

		JAN	FEB	MAR	APR	MAY	JUN	JUL	AUG	SEP	OCT	NOV	DEC	YEAR
2026	FUND	-1,42%	-0,67%	-3,00%	12,19%									6,56%
	ACWI	2,96%	1,29%	-7,18%	10,17%									6,65%
2025	FUND	-1,76%	-10,33%	-16,34%	-1,87%	10,43%	7,74%	1,51%	1,57%	3,87%	1,64%	-1,80%	-2,52%	-10,36%
	ACWI	3,36%	-0,60%	-3,95%	0,93%	5,75%	4,49%	1,36%	2,47%	3,62%	2,24%	-0,01%	1,05%	22,34%
2024	FUND	2,93%	7,76%	2,30%	-2,37%	3,71%	-0,89%	0,90%	-4,30%	1,91%	1,30%	9,30%	-2,82%	20,58%
	ACWI	0,59%	4,29%	3,14%	-3,30%	4,06%	2,23%	1,61%	2,54%	2,32%	-2,24%	3,74%	-2,37%	17,49%
2023	FUND										1,21%	5,70%	3,90%	11,15%
	ACWI										-3,01%	9,23%	4,80%	11,03%

Notes: on October 31, 2023, Nest Trading Fund Ltd. changed its investment strategy and name to Nest Adjust Global Ltd. Due to such changes, the NAVPS of the Fund has been reset to US\$1,000.00, commencing in October 31, 2023. For a comprehensive understanding of the strategy implemented and the risk exposures, please read the Offering Memorandum of the Fund. The return of 04/26 is estimate free of expenses.

## FUND DETAILS

<b>Legal Structure</b>	Smart Fund	<b>Inception Date</b>	October 31, 2023
<b>Fund Domicile</b>	Bahamas	<b>Management Fee</b>	2,00% p.a.
<b>Bloomberg Ticker</b>	NESTADJ Equity	<b>Performance Fee</b>	20% of what exceeds ACWI, with high water mark
<b>Isin Code</b>		<b>Min. Investment</b>	100,000 USD
<b>Investment Manager</b>	Nest Asset Management	<b>Redemptions</b>	Monthly
<b>Auditor</b>	Bakertilly	<b>Administrator &amp; RTA</b>	
<b>Banker</b>	Safra National Bank of New York 546 5th Ave, New York, NY 10036, Unites States of America		Caystone Solutions Ltd.  Goodman's Bay Corporate Centre 309 West Bay Street PO Box SP-61567, Nassau New Providence, Bahamas

1 - Benchmark: MSCI All Country World Index Net Total Return USD Index